


# Safe Sanctuary


Memorial Dr. UMC  
Houston, Texas






## Psalm 27

- One thing I ask of the LORD, this is what I seek: that I may dwell in the house of the Lord all the days of my life, to gaze upon the beauty of the LORD and to seek him in His temple. He will keep me safe in His dwelling. He will hide me in the shelter of His tabernacle and set me high upon a rock.



# Thank you for Volunteering


- Thank you for giving of your time and energy to help the children feel God's love in a safe environment.



# What is a Sanctuary?

- Sanctuary = A refuge for those who need it.






## **Safe Sanctuary applies to:**


- Any event on or off campus which occurs in the name of MDUMC
- Sporting events, field trips, mission activities, Sunday School parties, etc.





## What is abuse?

- Verbal Abuse: any comment that humiliates, degrades or threatens
- (Also hearing such a comment but not doing anything about it.)




# What is abuse?

- PHYSICAL/EMOTIONAL ABUSE:

Any act of omission or an act that endangers a person's physical or mental health.






## **Physical/Emotional Abuse includes:**

- Failure to prevent injury/harm
- Controlled substance misuse (by the adult or by the youth/child)
- Mental or emotional injury directly to a child/youth
- Allowing a child/youth to be in a situation resulting in mental/emotional injury








# What is Sexual Abuse?


- The sexual exploitation or use of same for the satisfaction of sexual drives.
- Examples: incest, rape, prostitution, romantic involvement with a child/youth, any sexual contact with a participant, displaying sexual material, suggestive comments or contact, and more





## **Important to Remember:**


- With abuse it's not just what you do, it also includes what you don't do.
- Not stepping in to stop an abusive action or situation is also abuse!
- You must be proactive to prevent abuse or situations that might lead to abuse.



## Important to Remember:

- Be a good example- treat everyone with respect.
- Stick to handshakes. (Except with young children)
- Ask yourself: “Would I act this way if my spouse/significant other was present?”
- “Would I want someone to act this way to my spouse/significant other?”






# What is the certification process?

- 1) application/release form
- 2) disclosure
- 2) 2 reference forms






## **What if there is an incident?**

- Take care of the child. Secure emergency medical help if needed.
- Contact a staff member as soon as is reasonably possible.
- Be ready to report on all details of the incident.
- Contact the appropriate authorities.






## **What if the media is involved?**

- Refer all questions/comments to our church's official spokesperson. This will either be the Lead pastor or another designated person.



# Hallmarks of our Safe Sanctuary Policy






# TWO BY TWO

- Try to always have two responsible persons present whenever a child/youth is present








# LINE OF SIGHT

- Stay visible to others.
- Keep the door open.
- Stay in an area where others can see you.






# SAFETY IN NUMBERS

- Especially with children, try to avoid situations where there is one adult and one child.
- Especially when non-Safe Sanctuary certified adults are present, make sure at least one Safe Sanctuary certified individual is present.






# **RESTROOM ASSISTANCE (as regards Children)**


- If you must accompany a child into the restroom alone, leave the door ajar and alert the other adults present.
- If an older child needs assistance, make sure a second leader is present.
- If you encounter an “ongoing” situation (perhaps you have a child with special needs in your class), contact church staff to make arrangements for assistance.





## **Restroom Assistance....**


- When taking a group to the restroom, the leader should stand in the doorway so that others can see him/her.
- When you need to use the restroom yourself, either do so when kids aren't present or ask another leader to monitor the situation.



# Fire Alarms

- If the fire alarm goes off, the building should be evacuated.
- Gather the children/youth, count carefully and go out the nearest safe exit.
- Stay outside the building until the “all clear signal” is given.






# Health Emergencies

- First aid kits and defibrillators are located in numerous areas. Ask your direct staff supervisor for the locations in your area.
- Do not hesitate to call 911 if needed.
- Contact a staff person as soon as possible.






# APPROPRIATE DISCIPLINE

- For children:
  - Make children/parents aware of rules.
  - Use gentle reminders. Stand near child to remind him/her of your presence.
  - Physical or punitive punishment is not appropriate. Reasonable and supervised time out is acceptable.
  - Calling upon help of the class can be beneficial.
  - Contact church staff if assistance is needed.






# Setting Boundaries

- Physical boundaries change as an individual ages. Holding a young child in your lap is appropriate. Holding an older child or youth in your lap is not appropriate. The same applies for hugs and kisses.
- Do not allow children or youth to become too attached.
- Always be aware of where a conversation might go. Steer conversations appropriately.
- If you feel boundaries are being violated, allow great distance to come between you and the young person.
- Contact a staff person if you feel uncomfortable with a situation.









# LEADER MISCONDUCT

- Working with children/youth is a great privilege.
- If that privilege is violated, you will be removed from contact with children/youth.
- If necessary, the appropriate authorities will be contacted.



## **MORE TIPS:**

- Ask yourself: “Would I want my behavior broadcast on the news?”
- Is there equal participation between you and the person you are interacting with? If not, back away!
- Read other’s verbal and physical cues.
- When in doubt, back away.



## **MORE TIPS:**


- Avoid sexualized language. (Ex: sexy, hot)
- Avoid comments or compliments of a personal nature unless you are sure how they will be received.
- Be aware of other's personal space.



# Very Important:

- IT IS NOT THE INTENT THAT MATTERS.
- IT IS HOW IT IS RECEIVED THAT IS THE ISSUE.





## QUESTIONS???

- Contact Allyson George,  
[allysongeorge@mdumc.org](mailto:allysongeorge@mdumc.org), 713-468-8356, Ext. 111.
- Contact Lauren Bedevian,  
[laurenbedevian@mdumc.org](mailto:laurenbedevian@mdumc.org), Ext. 111.